



JAGRAN SOCIAL
WELFARE SOCIETY



Delhi Public School
Kolar Road Bhopal

SUMMER HOLIDAY

HOMework

CLASS-VIII



Laying the foundation of excellence



Delhi Public School
Kolar Road Bhopal

Dear Parents and Students,

It is summer vacation time again, a time to relax as well as to get fruitfully occupied in various scholastic and co-scholastic areas. Keeping this in mind, we have designed interesting Projects / Assignments to be completed during the summer vacation. This would encourage in-depth learning, strengthen concepts and prepare ground for improved academic output.

It will not only enable you to recapitulate what was taught but will also help you to connect yourselves to the various learning processes. These projects will be assessed as Subject Enrichment Activity for Term I.

As parents, kindly motivate and lend support to your children and ensure that they complete the given work well-in-time and to the best of their ability. Your encouragement can actually make a huge difference to the ultimate learning outcome of these projects.

The Holiday Home Work Projects are based on the 'Art Integration'. This art-integrated approach will make our students understand the diverse Indian art and culture and will help in imbibing the Indian ethos through integration of Indian art and culture.

The states which are integrated are Madhya Pradesh and Bihar.

Guidelines for Holiday Home Work: -

- All projects / Homework to be done as specified.
- Work to be done neatly, creatively and relevant to the question given.
- Parental supervision is advised and required while surfing the internet.


Principal
DPS Kolar Road

Q1. Film Review – A Christmas Carol

Watch the classic movie "A Christmas Carol" during your holidays and prepare a comprehensive Film review in a Scrapbook.

Link :

<https://youtu.be/a0ZJIFEb3A0?si=c29ypT14XZZBIUEZ>

What to Include in Your Review:

1. Title & Introduction

- Name of the film ,Director,Release year,Language and genre,Background or Context

2. Plot Summary (*no spoilers!*)

- What is the movie about?
- Who are the main characters?

3. Acting & Direction

- Were the performances convincing?
- How well was the film directed?

4. Cinematography & Music

- How did the visuals and sound/music enhance the movie?

5. Your Opinion

- What did you like or dislike?Was there an emotional or social message?

6. Conclusion & Rating



- Who would enjoy this film?
- Your overall opinion
- Rating (out of 5 or 10)


Tips:

- Keep your review brief, clear, and interesting
- Use simple, expressive language
- Add your personal thoughts — did it make you laugh, cry, or think?

Q2. Handwriting Practice (15 Pages)

Choose **one topic** and write **neatly by hand**:

-  A newspaper report on a current or imaginary event
-  A diary entry about your summer vacation

 Focus on good handwriting, appropriate grammar, punctuation, and spelling.

Art Integrated Project

Choose **any one** of the following:

Option A: Biographical Sketch (100–150 words)

Write a short sketch on **one famous personality** from Bihar or Madhya Pradesh.

Choose from:

1. Dr. Rajendra Prasad (Bihar)
2. Lata Mangeshkar (Madhya Pradesh)

Use simple sentences and focus on key achievements and qualities.

Option B: Cultural Collage

Create a **collage** showing the **rich culture of Bihar or Madhya Pradesh.**

Include:

- Monuments and landmarks
- Traditional food and clothing
- Dances, festivals, and folk art
- Famous personalities
- Add short captions to describe each picture

Use drawings, printed images, or cut-outs from newspapers/magazines.

HINDI

मध्य प्रदेश और बिहार के हिंदी साहित्यकारों का हिंदी साहित्य में महत्वपूर्ण योगदान रहा है, जिन्होंने अपनी रचनाओं से समाज को नई दिशा दी है। भारत में, मध्यप्रदेश और बिहार का नाम साहित्य के क्षेत्र में अग्रणी राज्यों की सूची में आता है। दोनों राज्य से संबंधित प्रमुख हिंदी साहित्यकारों की सूची बनाइए तथा सुप्रसिद्ध साहित्यकार 'दिनकर जी 'की कविता' कृष्ण की चेतावनी 'को कृष्ण और दुर्योधन के संवाद के रूप में लिखिए। (A -4 साइज रंगीन शीट)

अथवा



मुंशी प्रेमचंद जी की अपनी पत्नी के साथ प्रस्तुत चित्र, जिसमें उन्होंने फटे जूते पहने हुए हैं | इस चित्र को देखकर 'हरिशंकर परसाई जी 'द्वारा रचित लेख' प्रेमचंद के फटे जूते 'को पढ़कर अपने शब्दों में इस चित्र का वर्णन' लगभग 80 से 100 शब्दों में (कीजिए | (A -4 साइज रंगीन शीट)

FRENCH

Project 1: Mini Verb Book – 50 French Verbs in Present Tense.

Create a colorful mini-book containing 50 French verbs conjugated in the present tense.

Instructions:

- Divide the verbs into categories: regular (-er, -ir, -re) and irregular.
- Create a verb chart for each verb with all six subject pronouns (je, tu, il/elle/on, nous, vous, ils/elles).
- Decorate your verb book with borders, colors, and maybe a French flag!

Materials Needed: A4 sheets, markers, glue, scissors, colored pens, and optional stickers or French-themed drawings.

Project 2: Famous French Personalities Chart.

Make a creative chart on **five famous French personalities**.

- Choose any **five** well-known figures from French history, arts, science, or sports.
- Include a **photo or drawing, profession, and 3-4 interesting facts** about each.
- Present it creatively, such as in a poster or your scrapbook.
- Suggested Personalities: Napoléon Bonaparte, Marie Curie, Victor Hugo, Édith Piaf, Zinedine Zidane.

Materials Needed: Chart paper or scrapbook pages, printed images, sketch pens, colored paper.

Project 3: French Culture in Puducherry

Write a **100-word paragraph** describing the French cultural influence in **Puducherry, India**.

Instructions:

- Talk about architecture, food, festivals, language, and French heritage in Puducherry.
- Include **pictures** of buildings, festivals, or French-style cafes.
- Decorate the page with drawings or cutouts of French elements, such as the Eiffel Tower, a baguette, or a beret.

Material Needed: Coloured images of Puducherry. Write in your class notebook.

Presentation Tips:

- Use coloured headings and borders.
- Add French elements as doodles of croissants or monuments, musées etc.
- Keep your handwriting neat and decorate creatively!

SANSKRIT


एक समय की बात है, बिहार के एक छोटे से गाँव में एक बगुला रहता था। वह बगुला बहुत ही चतुर और होशियार था। वह अपनी चतुराई से अपने शिकार को पकड़ता था और अपना पेट भरता था।

एक दिन, वह बगुला गंगा नदी के किनारे बैठा था, जब उसने एक मछली को देखा। वह मछली बहुत ही सुंदर और स्वादिष्ट थी। बगुले ने सोचा कि वह मछली को पकड़कर अपना पेट भर सकता है।

लेकिन जब बगुला मछली को पकड़ने के लिए आगे बढ़ा, तो उसने देखा कि मछली बहुत ही चतुर है। वह मछली बगुले को देखकर तुरंत पानी में कूद गई और अपनी जान बचाई।

.....

इसके आगे की कहानी को सभी छात्र स्वयं के रचनात्मक एवं बुद्धि कौशल के आधार पर आठ से दस वाक्य में पूर्ण करेंगे एवं उन वाक्यों में से किन्हीं भी पांच वाक्य का संस्कृत में अनुवाद करेंगे।



MATHEMATICS

PART - A

Roll no (1 to 15): Prepare a working model on Algebraic identities

Link : <https://youtu.be/m4eNHeQftkg?si=6evn-7pIFAPjn2BM>

Roll no (16 to 30): Prepare a working model on cube roots explaining the concepts , method of finding cube roots

Link : https://youtube.com/shorts/8_3eHaMKcy8?si=KSU0MjIKX3JoiKv

PART - B

- Q1. Solve Objective type questions of NCERT Exemplar Ch-1 Rational Numbers & Ch-10 Exponents and Powers in the book itself.
- Q2. Solve subjective questions of Exemplar in transparent file folder.
- Q3. Make a Colorful poster on importance of Pi day.

SCIENCE

“Sustainable development is the pathway to the future we want for all”

Sustainable development is an approach of growth and human development that aims to meet the needs of the present without compromising the ability of future generations to meet their own needs.

Design a decorative and informative Presentation on sustainable development methods adopted by Madhya Pradesh and Bihar for the well-being of the entire community.

Submit a well labeled hardcopy of your presentation in a file to your subject teacher. You can refer to the links given below for further information.

<https://youtu.be/Ev6pKsZyNm8?si=svZHhuYvMfiqL5tB>

<https://youtu.be/MJQlvFqQfTw?si=Y6W8PpYtsRgk1OJh>

https://youtu.be/rQ2Gqdw3UWA?si=rbckSa8OMZl_tn-J



SOCIAL SCIENCE

Freedom is never dear at any price. It is the breath of life. What would a man not pay for living?" - Mahatma Gandhi.

SEA-1 Read Chapter-5 (History) When People Rebel-1857 and After, to understand the first independence movement.

Prepare a case study on two freedom fighters who have participated in 'Revolt of 1857' from the states of Madhya Pradesh and Bihar. (One each)

Use pictures to make it more informative and creative.

COMPUTER

"The future belongs to those who learn more skills and combine them in creative ways."

Robert Greene

Activity 1:

Our school in collaboration with Adobe Express is organizing **Adobe Express online Summer Boot camp**, which will be held from **5th May to 29th May 2025**. Get ready to dive into the world of innovation, creativity, and cutting-edge technology. This boot camp is designed to equip students with the real-world skills that power the digital age.

Students have to attend this boot camp and mark their attendance. Link for attending the camp will be shared in class groups. Use official .org accounts to join the camp.

At the end of the boot camp, you will be awarded certificates from Adobe .Hardcopy of this certificate will be considered under their S.E.A activity and will fetch marks.

Activity 2:

Create a website named 'Artificial Intelligence and its domains' with two webpages in it

- Create the pages as per the details given below:

Page 1:

- The heading will be 'AI and its domains' in Arial font and red colour.



The poster for the Adobe Express Summer Online Bootcamp features a vibrant, cartoonish landscape with a sun, a bee, children playing, a tent, and a raccoon. The text is colorful and engaging, promoting the bootcamp as a fun and educational experience. A table at the bottom lists the sessions with their dates, topics, and times.

Session	Date	Session Topic	Session Time
Session-1	05-May-25	Exploring Art Through Apps	03:00-4:00 PM
Session-2	06-May-25	Celebrating Tagore: An Artistic Tribute	03:00-4:00 PM
Session-3	12-May-25	Game Art: Game On: Design Your Own Mini Game	03:00-4:00 PM
Session-4	13-May-25	Palette of India - A Digital Scrapbook	03:00-4:00 PM
Session-5	19-May-25	Foodie Pack (Art) : Design Your Own Food Package	03:00-4:00 PM
Session-6	22-May-25	Design a Postage Stamp to Celebrate International Day of Biodiversity	03:00-4:00 PM
Session-7	26-May-25	Inside-out Summer Collage /Summer-Adventure Map	03:00-4:00 PM
Session-8	29-May-25	Art, Creativity and Mental Well-being	03:00-4:00 PM

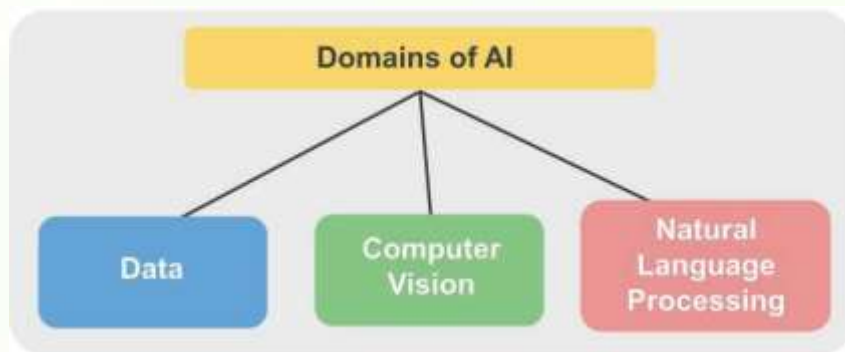
Positive BONUS SESSION !!

- Insert an image related to Artificial Intelligence.
- Write an introduction paragraph about Artificial Intelligence in Calibri font, XX-large font size, black colour, and center-aligned.
- Create a bulleted list of 'Domains of AI' in Verdana font with 30px font size.
- The first element of this list will be the Data Science Domain. Convert this bullet into a hyperlink for the second web page.

Page 2:

- The heading will be 'Data Science' in Arial font and blue colour.
- Write a paragraph about Data Science in Calibri font, XX-large font size, black color, and left-aligned.
- Insert a table to display the difference between Quantitative and Qualitative Data. Also, insert relevant images in the table to give examples of them.

Submit the printout of the coding and output window.



ART & CRAFT

Gond art on clay plate

Take a clay plate, then draw any gond art design on it (can take reference from Google) and paint it with acrylic paint.

Required material -

- Clay plate
- Acrylic paint
- Brushes
- Size A4



Look at this video...

https://in.pinterest.com/pin/9148005520981055/feedback/?invite_code=f68b8a1bf75e4dd581a012db39ac1a1a&sender_id=779052572949519749