



Delhi Public School  
Kolar Road Bhopal



SUMMER

HOLIDAY



HOMEWORK



CLASS: I



## PREFACE

Dear Parents,

The much-awaited **Summer Vacation** is here—a perfect time for children to relax, recharge, and explore their creative sides. To utilize this time in the most constructive way we have prepared Holiday Homework for the students on the principle of “learning by doing” for his/her holistic development.

### GUIDELINES FOR PARENTS

- ✚ Dedicate at least **one hour each day** for teaching and spending quality time with your child.
- ✚ Encourage **independence and responsibility** by involving them in simple household chores.
- ✚ Instill values of **empathy, care, and respect** by encouraging them to look after younger siblings and elders.
- ✚ Motivate them to read books, storybooks, or the newspaper daily.
- ✚ Help improve their handwriting by making them write **one page in English and one page in Hindi** each day.
- ✚ Cultivate the habit of enjoying meals **without gadgets**—no mobile phones, television, or laptops at the table.
- ✚ Ensure that all holiday homework is **neatly labelled and completed by the child**, with your guidance.
- ✚ Homework must be submitted **on or before 25<sup>th</sup> June 2025**.
- ✚ The quality of work will be **graded**, so encourage your child to give their best.

**HAVE AN ENJOYABLE SUMMER BREAK!**



**PRINCIPAL  
DPS KOLAR ROAD**

# Puzzle time

Search the following number name in the given puzzle:

D	T	T	N	H	G	Y	J
E	W	H	L	Z	Y	Y	E
X	O	R	F	Y	V	A	G
R	R	E	E	I	G	H	T
S	Q	E	Y	N	V	A	F
I	T	E	N	I	I	E	G
X	S	E	V	E	N	N	H
J	P	Q	P	Z	C	J	E
H	F	O	U	R	X	R	T
W	B	W	J	O	N	E	R

ONE

TWO

THREE

FOUR

FIVE

SIX

SEVEN





















EIGHT



















NINE

TEN

## Fun time

Look at each picture below and write the number which each fruit or vegetable represents in the given grid.

1	2	3		5			8		
11			14		16	17		19	20
21		23		25	26		28		30
31	32		34	35		37		39	40
41	42	43			46			49	50

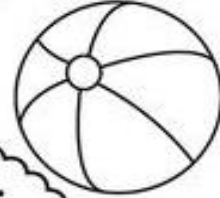
Kindly colour the pictures and write the details about your summer vacation. For e.g. draw your favourite summer activity, favourite sport, write your favourite food etc. What are your goals this summer season?

# SUMMERTIME FUN!



A drawing of my favorite summer activity:

This summer I will:



My summer goals:

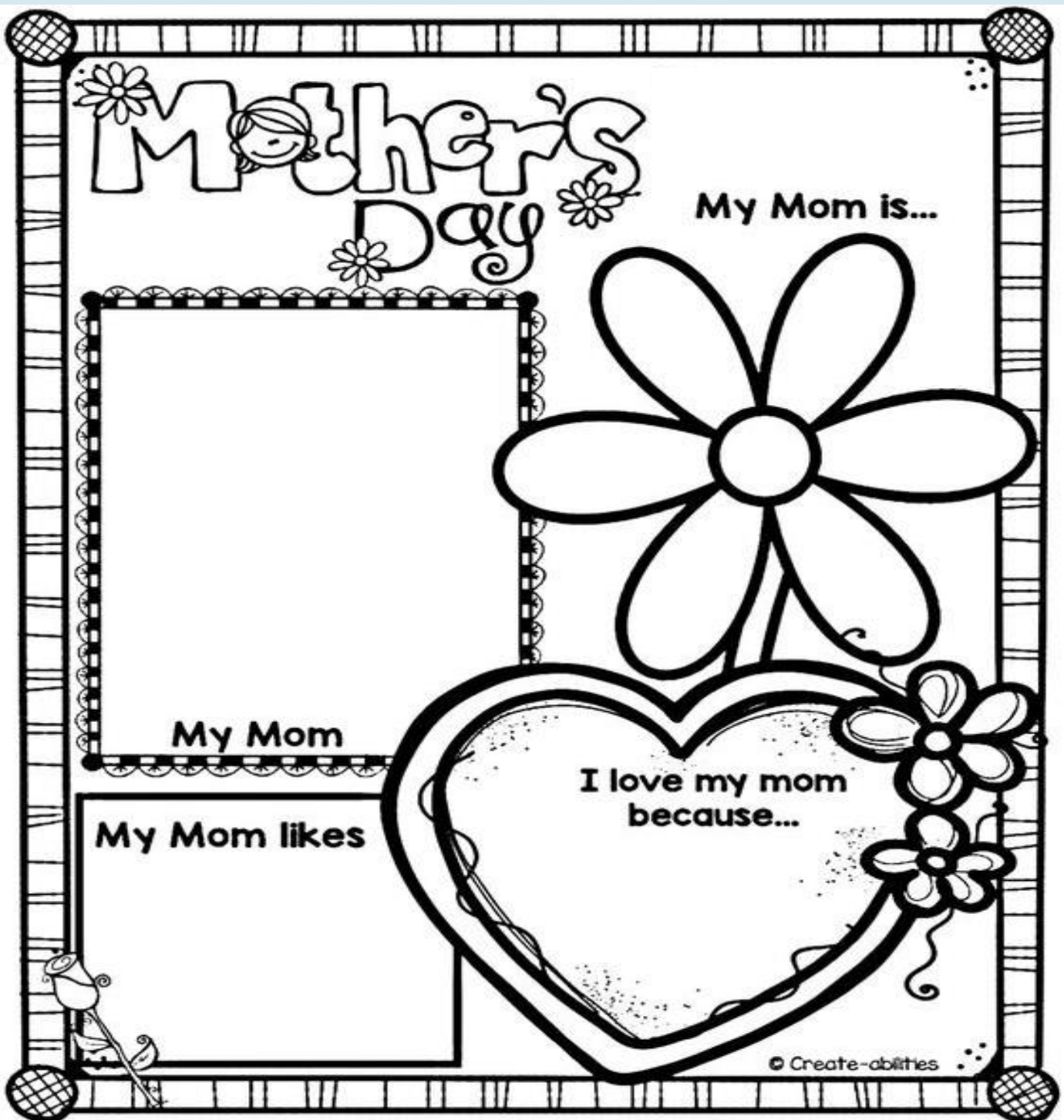
My favorite summer treat:



*“The bond between a mother and her child is the only real and purest bond in the world, the only true love we can ever find in our lifetime.”*

Prepare a card for your mother.... On the occasion of “Mother’s Day”, Plant a tree and make a picture collage of the celebration.

Fill all the details and colour the pictures with pencil colour.



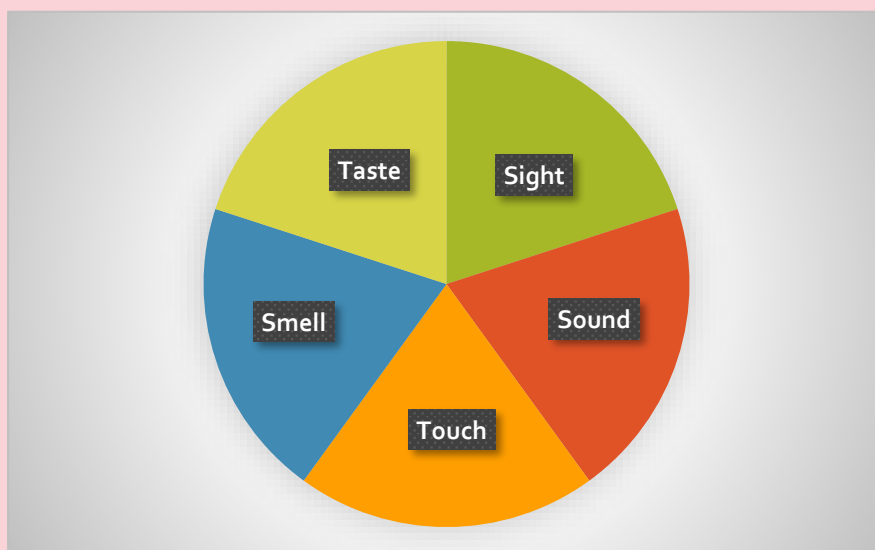
## EVS

### ACTIVITIES TO BE DONE DURING YOUR SUMMER VACATION

- a) Exercise daily to keep yourself healthy and fit.
- b) Make any outdoor activity as your hobby (For e.g.: swimming, dancing, skating, cricket etc.)

### FIVE SENSES NATURE SCAVENGER HUNT

- c) Go for a walk with your family, observe things around. Click pictures of the child feeling the different senses given below and make a picture collage by dividing a chart paper into five different parts. Focus on one sense each day.



## **SIGHT**

- Find something white.
- Find something tiny.
- Find something long.
- Find something patterned.

## **TOUCH**

- Find something bumpy.
- Find something wet.
- Find something soft.
- Find something smooth.

## **SOUND**

- Find an animal sound.
- Find a soft sound.
- Find something crunchy.
- Find something loud.

## **SMELL**

- Find a flower with scent.
- Find a smell you like.

## **TASTE**

- Find something sweet.
- Find something salty.




Make a SKELETON MODEL using ear buds and label the main body parts (like head, arms, legs, etc.). Use an A4 size cardboard sheet properly covered with a black sheet for the same.

A SAMPLE FOR THE SAME HAS BEEN GIVEN BELOW.



स्वरों को सही क्रम से जोड़कर चित्र को पूरा कीजिए व रंग भरिए।



## शब्दों को रंगों से बदले ।

1. टमाटर - लाल ( Red )
2. कसरत - पीला ( Yellow)
3. नटखट - हरा ( Green )
4. बादल - नीला ( Blue )
5. रात - ( Black ) काला



अरे ! मेरे पाँव कहाँ गये ?




शेर

जिराफ़

ज़ेबरा

मगरमच्छ

Use the numbers in the next sheet as base to create different number drawings. A sample for the same has been given below.



**Trace the numbers and try to draw the pictures as shown above.**

