




DELHI
PUBLIC
SCHOOL
Kolar Road



SUMMER HOLIDAYS

HOMEWORK

CLASS-III



PREFACE

It is summer vacation time again, a time to relax as well as to remain fruitfully occupied in various scholastic and co-scholastic areas. Keeping this in mind, we have designed interesting Projects / Assignments to be completed during the summer vacation. This would encourage in-depth learning, strengthen concepts and prepare ground for improved academic output.

The Holiday Home Work Projects are 'Art Integrated' as per the CBSE Guidelines. This art-integrated approach will help our students understand the diverse Indian art and culture and they will imbibe the Indian ethos through integration of Indian art and culture.

The states which are integrated by CBSE are **Madhya Pradesh and Bihar.**

These projects will be assessed as Subject Enrichment Activity for Term I.

As parents, kindly motivate and lend support to your children and ensure that they complete the given work well-in-time and to the best of their ability. Your encouragement can actually make a huge difference to the ultimate learning outcome of these projects.

Guidelines for Holiday Home Work: -

- All projects / Homework to be done as specified.
- Work to be done neatly, creatively and relevant to the question given.
- Parental supervision is advised and required while surfing the internet.



**Principal
DPS Kolar Road**



ENGLISH

Bihar Folklore Fun – words, wings and wonders



Activity 1:

Read the folktale from Bihar state (The Sparrow and her Crumbs), from the given link:

<https://folklorethursday.com/folktales/bihar-folk-tales-the-sparrow-and-her-crumbs/>

Word garland: Pick out 5 new/ interesting words from the above folktale and create a word garland.

1. Take a cutout of any 5 flowers on a white A4 sheet. Colour it. (light colour)
2. Write 5 new/ interesting words on the cutout of flowers along with their meanings. (one word and meaning on one flower). Staple all the 5 flowers on a coloured yarn. Your garland is ready. Decorate it with tinkles, beads, stickers etc.

Wings of Grammar: Take a cutout of a sparrow on an A3 sheet. Colour it. Find out 5 Nouns and 5 Verbs from the story and write them on the cutout in bold letters with a marker. (You can also take the printout of nouns and verbs and stick it on the cutout). Decorate it with tinkles, beads, stickers etc.

Q. If you were the sparrow, to whom would you go first for help and why? (Write the answer in 4-5 sentences on a four-line ruled page.)



Activity 2:

Make a thin four-line copy for regular practice of cursive hand writing. Write 1 page daily. Write neatly with proper punctuations.

EVS

Learning is fun when we learn by doing!

Learning becomes truly enjoyable when we learn by doing. Creating things with our own hands helps us explore, imagine, and express creativity while having fun. India is rich in traditional crafts, each reflecting the culture and skills of its people. Bihar, in particular, is known for its beautiful fibre crafts such as **Sikki grass, jute, bamboo, moonj grass, and sabai grass**. Artisans use natural fibres to create both decorative and useful items. These crafts are eco-friendly and require patience, skillful weaving, and creativity, showcasing the rich artistic heritage of the region.

Activity:

Choose any three artefacts made by the people of Bihar using fibre :


- paste a picture of each artefact
- write a short paragraph describing each artefact.



Note: Complete this holiday homework neatly in your **scrapbook**.

HINDI

बिहार एवं मध्य प्रदेश अपनी संस्कृति, सांस्कृतिक विरासत, ऐतिहासिक स्थलों और स्वादिष्ट व्यंजनों के लिए प्रसिद्ध हैं।



मध्य प्रदेश



बिहार

इन राज्यों के बारे में निम्न बिंदुओं से संबंधित चित्र बनाकर एक-एक वाक्य लिखिए (A-4 साइज रंगीन शीट में) –

1. राजधानी
2. प्रमुख भाषा
3. प्रसिद्ध भोजन
4. प्रसिद्ध त्योहार
5. प्रसिद्ध स्थान
6. प्रमुख नदियाँ

MATHEMATICS

“Mathematics reveals its secrets only to those who approach it with pure love.”

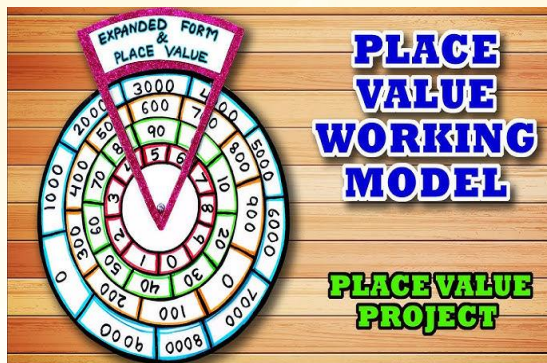
Expanded Form

Roll Number 1 to 15

Expanded Form is a way of writing numbers to show the value of each digit based on its place value. It helps children clearly understand how numbers are built.

To explore expanded form, understand the concept of place value (hundreds, tens, ones), and practice breaking numbers into parts. Create a model/activity representing numbers from 1 to 500 in expanded form.

Reference Link : <https://youtu.be/e0ndZGuEHkk?si=rUu63rciP7W1HujV>



Roll Numbers 16 onwards

Abacus

In math, an abacus is a simple tool used for counting and understanding numbers. It helps us learn place value, addition, and subtraction in a visual and hands-on way. Each rod in an abacus represents a place value such as ones, tens, hundreds, and thousands.

To explore number concepts and place value system, prepare a working model of an abacus, showing different rods and beads. Use it to represent numbers and perform basic operations like addition and subtraction.



Reference Link : <https://youtu.be/DvYrGKGIRzU?si=Q2GCXzxZBDlaorBM>

Working Model date of submission : 23rd June 2026

Instruction:

Students are required to complete the holiday homework worksheet neatly on A4 ruled sheets and submit it in a transparent file folder by 22nd June 2026.

Mathematics Worksheet

Fill in the blanks:

- Q.1) $999 + 1 =$ _____
- Q.2) 3628 can be written as – Three thousand _____ hundred twenty eight.
- Q.3) $8541 = 8000 + 500 +$ _____ $+$ _____
- Q.4) $6000 + 200 + 30 + 1 =$ _____
- Q.5) Place value of 7 in 6473 is _____.
- Q.6) Face value of 4 in 3426 is _____.
- Q.7) The Successor of 343 is _____.
- Q.8) The Predecessor of 262 is _____.

Write in one word:

- Q. 9) The odd number between 1430 and 1433 is _____
- Q.10) Place value of 2 in 3216 is _____

Solve the following:

- Q. 11) Write the number name of 3642 –

- Q.12) Write in Ascending order –
4932, 6432, 4344, 6266

- Q.13) Write in Descending order –
5436, 6466, 5566, 4462

- Q. 14) Write the smallest four -digit numbers that can be formed with 2 , 7 , 1 , 3

- Q.15) Write the greatest four -digit numbers that can be formed with 8 , 6 , 9 , 2 –

- Q.16) Compare the number using $<$, $>$ or $=$
6432 _____ 6342
- Q. 17) Write the following in standard (short) form –
 $4000 + 400 + 10 + 2 =$ _____
- Q.18) Write the Roman numeral for forty six – _____

Spot / find the error and correct it.

Q.19) a) Place value of 6 in 3642 is thousand.

Correct it - _____

b) Face value of 2 in 7921 is tens.

Correct it - _____

c) The Successor of 643 is 642.

Correct it - _____

d) The Predecessor of 329 is 330.


Correct it - _____

e) The greatest four -digit numbers that can be formed with 2 , 4, 7 , 1 is 1247.

Correct it - _____

CBQ

Q.20 Ravi and his parents went to kitchen appliance store to buy some items. Their price tags are given here.



Read the price tags and arrange in –

Ascending order – _____

Descending order – _____

COMPUTER SCIENCE

Make a word document on the topic “Explore the delicacies of Bihar and Madhya Pradesh” following the instructions given below:

- Insert pictures of at least 5 delicacies from both states.
- Write 2 lines about each delicacy.
- Format the document by using Font size= “14”, Font style= “Times New Roman” and Font color= “Blue” to the document
- Take printout and paste it in your scrapbook.

ART & CRAFT



Name of the Activity - Balloon dips art

Required Material - Balloons, Canvas 8/8, Acrylic Colour (12 shades), Round Brush, Palette, Cloth, black permanent marker.

Reference link - https://youtu.be/NCTrnNn7UUg?si=_AvtBYPfWwoz3YQg

